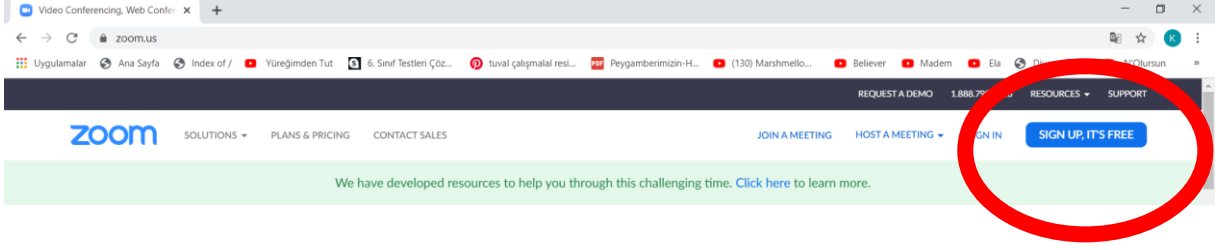
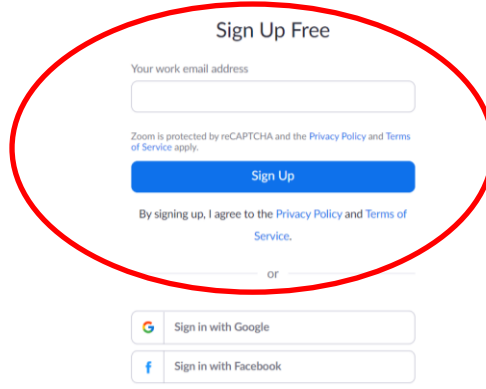


ZOOM'A ÜYE OLMAK VE PROGRAMI KULLANMAK

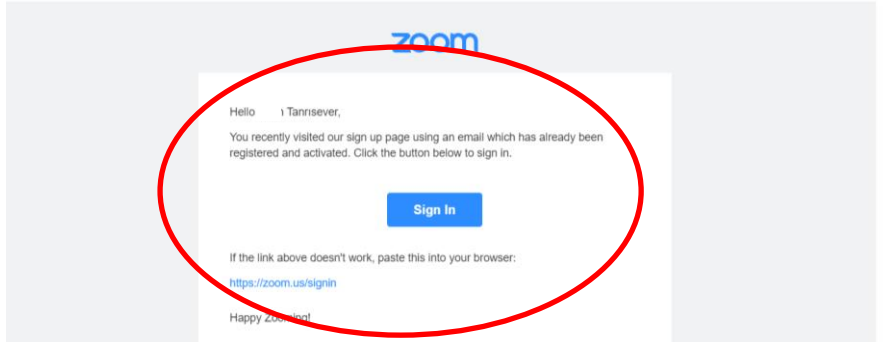
1. <http://zoom.us> adresine giriş yapın, sayfadaki SIGN UP, IT'S FREE linkini tıklayın.



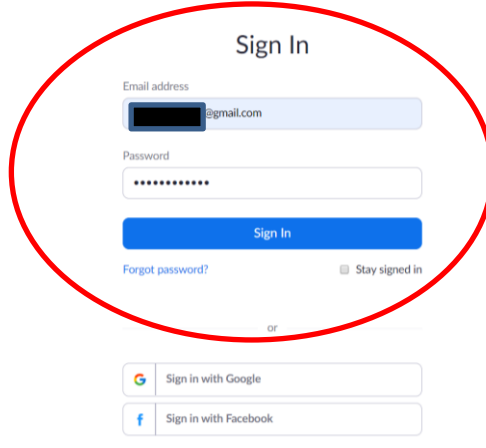
Eposta adresinizi aşağıdaki alana giriniz. Google veya facebook ile de giriş yapabilirsiniz. Epostanızı girip Sing Up tıkladığınızda vermiş olduğunuz Eposta adresine bir mail ulaşacak

A screenshot of the Zoom 'Sign Up Free' form. The form has a title 'Sign Up Free' and a text input field for 'Your work email address'. Below the input field, there is a blue 'Sign Up' button. Underneath the button, it says 'By signing up, I agree to the Privacy Policy and Terms of Service.' There are also two social login options: 'Sign in with Google' and 'Sign in with Facebook'. The 'Sign Up' button is circled in red.

Mailinizdeki Sing In butonuna tıklayarak Zoom giriş sayfasına ulaşın. Giriş yapın.

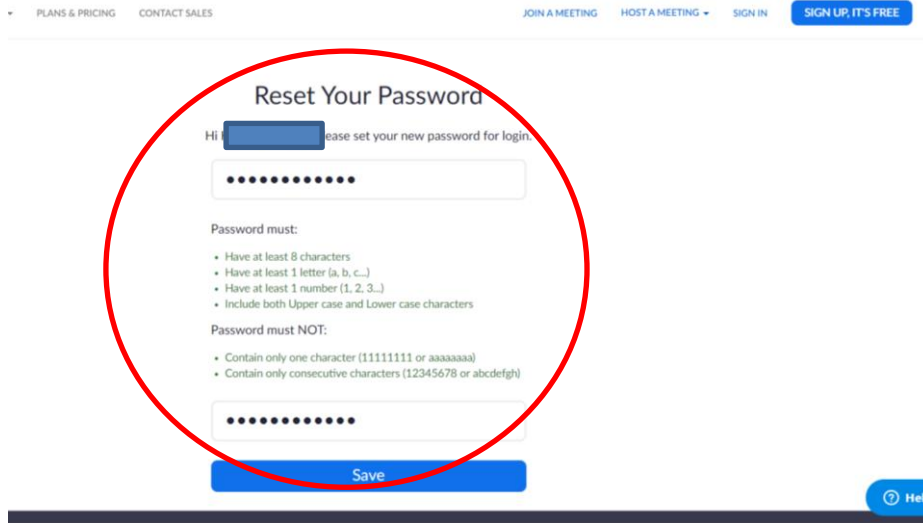


Forget Password seçeneği ile yeni parolanız için mail adresinize mail gönderebilirsiniz. Böylece parolanızı gelen yeni mesajdaki linki kullanarak parolanızı güncelleyebilirsiniz.



The image shows the Zoom Sign In form. The title "Sign In" is centered at the top. Below it, there is a text input field for "Email address" containing a redacted email address. Below that is a password input field with masked characters. A blue "Sign In" button is positioned below the password field. To the left of the button is a link for "Forgot password?" and to the right is a checkbox for "Stay signed in". Below the main form, there is a section for social login with "Sign in with Google" and "Sign in with Facebook" buttons.

Parolanızı güncellerken en az 8 karakterli, büyük ve küçük harfler ve rakamlar içerecek şekilde olmalıdır. Aksi durumda parolanızı oluşturamazsınız.



The image shows the Zoom "Reset Your Password" form. The title "Reset Your Password" is centered at the top. Below it, there is a text input field for the user's name, followed by a text input field for the new password. Below the password field, there is a list of requirements for the password: "Password must:" followed by four bullet points: "Have at least 8 characters", "Have at least 1 letter (a, b, c...)", "Have at least 1 number (1, 2, 3...)", and "Include both Upper case and Lower case characters". Below this, there is a list of things the password must NOT contain: "Password must NOT:" followed by two bullet points: "Contain only one character (11111111 or aaaaaaaa)" and "Contain only consecutive characters (12345678 or abcdefgh)". Below the requirements, there is another text input field for the new password. A blue "Save" button is at the bottom of the form. The form is set against a white background with a blue header and footer.

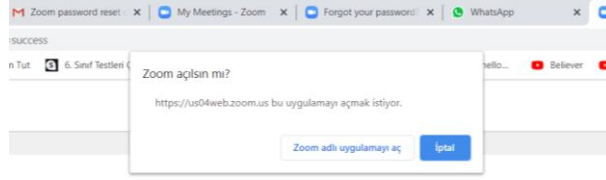
Bir oturuma katılabilmek için size ulaşan linki kullanmalısınız. Veya kendiniz bir oturum açabilirsiniz.

<https://zoom.us/download>

adresinden programı indirerek bilgisayarınıza kurabilirsiniz.

Yazılımı cep telefonunuza kurmak isterseniz PlayStore da Zoom Cloud Meetings arayabilirsiniz.

Kullanım ile ilgili bilgileri daha sonra paylaşacağım.



Launching...

Please click **Open Zoom Meetings** if you see the system dialog.

If nothing prompts from browser, [click here](#) to launch the meeting, or [download & run Zoom](#).